




KLE VK

November - 2022
Vol. - 15; Issue 1

Institute of Dental Sciences, Belagavi

PERCEPTIONS

"Perceptions Precedes Reality"



**Editor : Dr Manjula M.
Co-Editor : Dr. Hema K.**



.....FROM THE CHAIRPERSON

"A good Life is a collection for happy memory".

PATRONS

Dr PRABHAKAR B. KORE
HON'BLE CHANCELLOR
KAHER, BELAGAVI

Dr N. S. MAHANTASHETTI
OFFICIATING VICE-CHANCELLOR
KAHER, BELAGAVI

DDE CHAIRPERSON
Dr ALKA KALE

CO-ORDINATOR
Dr TEJRAJ KALE

SECRETARY
Dr MENAKA K. B

CO-SECRETARY
Dr SURESH SHENVI

EDITOR
Dr MANJULA M

CO-EDITOR
Dr HEMA K

TREASURER
Dr MAHANTESH BEMBALGI

MEMBERS
Dr VAISHALI KELUSKAR
Dr ANIL ANKOLA
Dr ANANDKUMAR PATIL
Dr PUNNYA RAO
Dr SHRIDHAR BALIGA
Dr SHIVAYOGI HUGAR
Dr PREETI DODDAD
Dr TEJASHREE PRADHAN
Dr VINAYAK KUMBHOJKAR

I am happy to write this message for DDE magazine 'Perception 2022' of KLE VK IDS, KAHER, Belagavi. Perception signifies "a power to see what is not evident to the average mind." Dept. of Dental Education has been an endeavor for perceiving the ability to perceive beyond the basics; to develop mental grasp of newer concepts of education and patient care, by not only sustaining but enhancing quality measures, to enhance senses, awareness and comprehension by means sensitizing lectures, workshops and scientific conventions. This bulletin of information also gives opportunity to students and faculty members to showcase their co-curricular talents.

The release of this spectacular bulletin has added value in reflecting the constant efforts, in academics & co-curricular activities and events. The editorial committee has taken enthusiastic initiative to publish 'Perception' bi-annually with special features like 'Pen-drop' for scientific article, 'Trail blazers' for inventions, report on NSS & outreach activities, quiz and all necessary news of the institute and satellite centres. Dr Manjula M. and Dr Hema K. have taken great efforts to make it possible.

I wish all the best to all students and faculty for putting in their best efforts in scaling newer heights at achieving greater success in Dental education, future career and patient care.

My firm conviction is that the students and staff from our esteemed Institute would carry the rich values and virtues imbibed to achieve greater heights, and carry the flag of KLE VK IDS always flying high.

I congratulate the contributors, editors & faculty for their efforts.

Wishing DDE and the Institute a very bright future.



Dr Alka Kale

.....FROM THE EDITOR



Dentistry after COVID - 19. Change or Challenge What is the new normal ?

"Change is the only constant in life. Ones ability to adapt to those changes will determine your success in life "

.....Benjamin Franklin

Dear Readers
Greetings to all,

Post pandemic Dental practice like other health professions have faced numerous challenges such as regaining the lost patients, winning the trust, restricting the treatments to defend against the rising spread of the virus, economic stress, and other social ailments. As the newer challenges have risen since reaching the post-pandemic stage, many technological and social advances have also taken hold, changing the dental profession for the future.

New advancements have made way, changing how patients interact with their oral care providers. Implementation of Standardized Sanitization and Safety measures has been permanently adapted to reduce the risk for spread of aerosols. Dental rubber dams and suction device use has increased to prevent cross contamination. Newer communication modalities through social media platforms and Teledentistry has expanded access for patients, specifically in impoverished and remote rural areas. Hence most of dentists are likely to invest their time and money in adopting these newer technologies for their practices.

Post COVID Dentists have adapted to new normal scenario and are now able to reach out to their patients by focusing and working to provide preventive and conservative dental care. This will hopefully improve the lives of their patients and their dental health for generations to come.

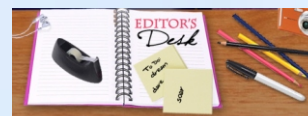
All of these shifts in practice have changed dentistry for better or worse is still the question needs to be answered. Are we really facing the challenge or just a change as the dawdling COVID -19 has its impact on our lives? Hope you enjoy reading this issue.



Dr Manjula M.

.....FROM THE CO-EDITOR

Season's Greetings,
Dear Readers



Student friendly dentistry : A Change in the Dental Curriculum More interesting and future building

"The best way to predict the future is to create it"
..... Abraham Lincoln

Providing and maintaining a quality dental education has always been set as a priority by the dental academicians all over our country. A change from the traditional teaching-learning and doctor-patient relationship was much awaited for improvement in dental care, considering the demand in the treatment modalities. Reforms in curriculum by the regulatory bodies has put a new phase to dental education for both students as well as the dental health professionals to get sensitized to elective courses for enhancing knowledge and skill.

A student friendly dental curriculum for the undergraduates is planned to be introduced in our country with core courses and elective courses. Instead of the 4.5 years dental course, the span is going to be 5.5 years, with semester system removing the yearly exam pattern. This changeover will definitely set International standards and the students will be benefitted with the Outcome Based Education and Choice-based credit system.

The influx of this system will bring an overall development of students, as it will help students to choose the subject of their interest and participation in other soft skills. Addition of soft skills and newer subjects will enable the students to have a wide range of knowledge related to dentistry and thus help them in building a confident future. The reforms in curriculum will provide an effective education just as an investment paying the best interest in time ahead and thus inviting many more students into the field.

This metamorphosis put forward can bring a hope. A positive hope can build a bright future...



Dr Hema K.



DDE ACTIVITIES

WORLD PROSTHODONTIST DAY

Prosthodontist day was celebrated on 22nd January 2022 with various events organized for students such as, competitions on Short film/ Educational video making, Single Day Complete denture fabrication and Wax pattern making competition. For Non teaching faculty Competition on Best out of waste and Free single day Denture Camp for patients were also held. The department faculty were appreciated and felicitated for their Awards and Achievements on this occasion.



INTERNATIONAL ORAL AND MAXILLOFACIAL SURGERY DAY

13th February 2022 was celebrated as "International Oral and Maxillofacial Day". The day was celebrated with delivery of educational lectures to the public via Radio talk regarding "Awareness on tooth-related infection" by Dr Poorvi Ghanti and Dr Snehalata Narvekar who spoke about Awareness of Oral and Maxillofacial Surgeon on Venu Dhvani, 90.4 FM






CONS ENDO DAY

The Department Of Conservative Dentistry And Endodontics Celebrated 'Cons Endo Day' On 5th March 2022. Dr Suresh Shenvi delivered lecture for the interns on "Scope of Conservative Dentistry and Endodontics" and Dr. Aniket Chavan gave a radio talk on KLE's Venudhwani 90.4 Fm in Marathi to create awareness among general public regarding "Traumatic Injuries To Teeth". A patient educational video making competition was conducted for final year BDS students.



3RD NATIONAL & 13TH REGIONAL SLIDE SEMINAR UNDER AEGIS OF IAOMFP

Department of Oral Pathology & Microbiology organized slide seminar on 22nd February 2022. Dr. R S Puranik, an eminent oral pathologist gave a lecture on Topic "Clinico Pathological correlations unraveling the journey" on online mode. This National slide seminar was dedicated to the memory of Late Dr H. M. Dholakia sir whose birth anniversary is celebrated every year as National oral pathologist day on 25th Feb. Delegates from international colleges like Muscat, Malaysia, Jeddah, Buraidah and various colleges from all over the country attended the programme.





SILVER JUBILEE YEAR OF ANNUAL SCIENTIFIC CONVENTION

THEME : STAYING APART YET TOGETHER BLENDING WITH TIME

Department of Oral and Maxillofacial Surgery organized the Silver Jubilee Scientific Convention from 10th to 12 th March 2022. Principal Dr. Alka Kale, Vice-Principal Dr. Anjana Bagewadi, all the Heads of the Department inaugurated the Silver Jubilee Scientific Convention, released the Mascot and then they penned down their memories regarding the Journey of DDE. Two Guest lectures were conducted which included an online presentation by Dr. Elbie Peter on the Topic "Consumer Protection Act: Indemnity Insurance" and Dr. Prasad M R, KLE Dr Prabhakar Kore Hospital spoke on "Management of Cardiac Patient in dentistry". Scientific sessions were held for paper/poster presentations along with quiz and table clinic set ups. Valedictory ceremony was held after the conclusion of all scientific presentations and Best scientific presentations were awarded with certificates & Momentos.



WORLD ORAL HEALTH DAY

Department Of Oral Pathology and Microbiology organized the celebration of oral health day. Dr. Geeta Kittur- a renowned Dental Practitioner Inaugurated the Poster on "oral health and hygiene" displayed at the College entrance. Several display placards were placed at strategic locations in front of various departments to create awareness on oral Health and hygiene. Free Medical and Dental Checkup Camps were conducted by National Service Scheme: Unit-2 in association with Shaikh Ul Islam Trust, Gandhinagar held on 27th March-2022.





ORAL MEDICINE AND RADIOLOGY DAY CELEBRATION

The department of Oral Medicine And Radiology celebrated “National Oral medicine and Radiology Day” on 24th April 2022. Various activities were conducted like Video making competition for the Interns on the theme “Scope of oral medicine and radiology”. Lectures on Clinical Insights into Oral medicine and CBCT were delivered by the faculty.



WORKSHOP ON TOBACCO CESSATION COUNSELLING

Workshop on “Tobacco cessation” was conducted by the Department of Oral Medicine And Radiology for the interns on 1st and 2nd June 2022. 39 Interns participated in the workshop. Resource Persons and topics are as follows : Dr. Alka Kale – Introduction & Global scenario, Dr. Tapasya Karemore– Tobacco cessation counseling– A holistic approach.,Dr. Vaishali Keluskar Pharmacotherapy, Dr. Daneshwari Koshti –Anti Tobacco Measures, Relapse & Follow-up.





FACULTY DEVELOPMENT PROGRAMME

A Faculty development programme was organized by Department of dental education titled “Advancements in Teaching Methodologies in IT” on 16th June 2022, with speakers– Dr.Anand Badavvanavar , Department of Orthodontics,and Dr.Chetan Belaladavar, Department of Oral pathology.The total participants were 62.



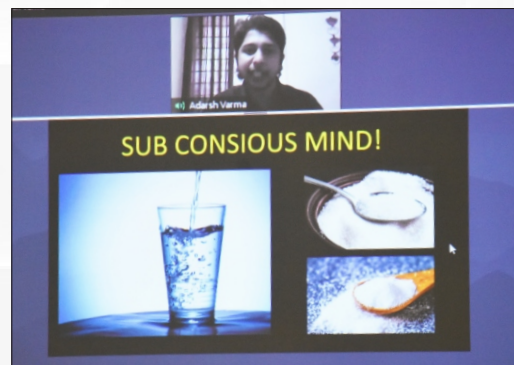
A Faculty development programme was organized by Department of Prosthodontics on 29th June 2022. The title was “Financial Management” with speakers– Mr. S. M Khannukar (Chartered Accountant) and Mr. Kapil Kalbhairav (Certified Financial Planner).The total participants were 45.





ALUMNI SERIES OF GUEST LECTURE

A webinar was organized by the Placement cell of KAHER KLE VK Institute Of Dental Sciences and Department of Prosthodontics crown and bridge on 5th January 2022. Guest speaker for the session was Dr. Adarsh Varma on the topic "Mastering the art of success: Awaken your true self", where he spoke on the ways to programme our subconscious mind to be the best of ourselves.

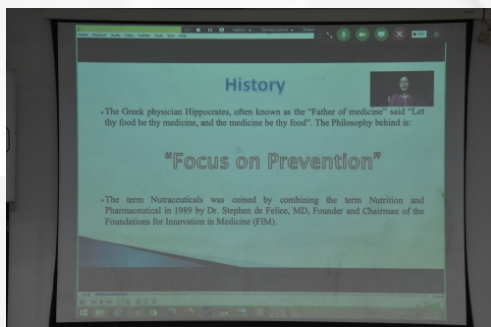



A lecture was organized as a part of Alumni Series of guest lectures on virtual platform on 13th May 2022. Resource person was Dr. Lidiya Thomas gave lecture on the topic "A Bird's eye view on clinical research as a rewarding career after BDS". 50 interns and postgraduates participated.

A guest lecture was organized by the Placement cell of KAHERs KLE VK Institute Of Dental Sciences 14th January 2022. Guest speaker for the session was - Dr. Pragya Singh BDS, CIEIIT Incubation center Hyderabad on the topic "Artificial Intelligence".



A Guest Lecture Series was organized by Dept of Oral pathology and Microbiology on 4th May 2022. Dr. Sangeeta Palaskar, delivered a lecture on "Oral Health challenges during chronic diseases : Prevention and treatment using functional food and nutraceuticals" on online mode.





UDEHP WORKSHOP

Faculty development programme was conducted by the Department of Dental Education from 23rd to 25th March 2022 on "Protocol Writing for Systematic Reviews". Dr Vasanti Jirge, MDS, PG Dip in Health Professions Education, Dr. Roopa Muttagi, MDS, PhD and Dr JB Prasad, Associate Professor and HOD of Dept of Biostatistics, KAHER were the resource persons. A total of 40 participants were present.



FACULTY DEVELOPMENT PROGRAMME

Faculty development programme was organized by the Department of Public Health Dentistry, on the topic "Mentoring" on 5th January 2022, with speaker Dr. Vinutha Hampiholi, who gave a very interesting talk on the art of mentoring, on virtual platform. The total participants were 53.



A Faculty development programme was organized by the Department of Oral Medicine & Radiology, titled "Feedback" on 21st April 2022, with speaker Dr. Sheetal Harkuni, Professor JNMC, Belagavi. The total participants were 30.

Another Faculty development programme was organized by Department of Dental Education on May 5th 2022. The title was "Making sense of DOPS" with speaker- Dr. Poorvi Ghanti, Dept. of Oral & Maxillofacial surgery. The total participants were 50.





VIRTUAL MASTER CLASS FOR POSTGRADUATE STUDENTS “AVALOKANA 2022

A virtual master class for post graduate students was conducted in April 2022 in association with IPS Karnataka Branch on 7th and 8th April 2022. The offline / hybrid mode inaugural ceremony attended by Principal, Vice Principal, Heads of the Department, IPS Karnataka branch office bearers, President IPS Karnataka Dr.Ravi Desai, IPS Karnataka Secretary Dr.Sunil Dhaded, IPS Karnataka President Elect Dr.Prakash Nidwani, IPS Karnataka treasurer Dr.Konrk Patil the organizing Chairman Professor & HOD Dr.Anandkumar Patil, Organizing co-chairman Dr.Raghunath Patil, and organizing team members and faculty members and PG Members of Department of Prosthodontics and registered delegates. A total of 142 delegates had registered for the event and actively participated during Master class conducted on the 'go to meeting' app platform. A total of 14 resource persons delivered lectures on different important topics in Prosthodontics from exam point of view and the event was a great success



CAREER GUIDANCE PROGRAMME

Placement Cell of KAHER's KLE VK Institute of Dental Sciences in association with the Department of Pediatric and Preventive dentistry organized a training talk on "Career guidance and future as a Laser specialist" for guiding the students on 29th April 2022. The event was attended by staff members, postgraduate and undergraduate students. The guest speaker for the event, was Dr. Akshaya Lal who is a consultant Pediatric Laser dentist. She briefed them the use of Lasers in dentistry and its future scope as a career option.





FACULTY ACHIEVEMENTS

Faculty	Achievements
Dr. Punnya Rao	Completed course on Artificial intelligence in biology by Biotechnika Info Labs Pvt. Ltd
Dr. Hema Kanathila	Fellowship in Laser Dentistry , Asian Academy of Laser Therapy affiliated to Central Christian University
Dr. Neelamma Shetti	Fellowship in Laser Dentistry , Asian Academy of Laser Therapy affiliated to Central Christian University.
Dr.Kajal Gokak	Certification in Cone Beam Computed Tomography (CBCT) from Manipal Institute of Dental Sciences, Mangalore.
Dr.Aditya Acharya	Best Scientific Faculty Paper Presentation in 8 th IPS Annual State Conference

RESEARCH PATENTS (JAN TO JUNE 2022)

S.No	Faculty /student	Department	Title
1	Dr Preeti K Doddwad , Dr Neha S Dhaded	Conservative Dentistry and Endodontics	Glycyrrhiza Glabra Gel as an intracanal medicament in Endodontic treatment of permanent teeth
2	Dr.Shivayogi M Hugar	Pedodontics	Irrigating solution composition with extracts of cocos nucifera
3	Dr. Hema Kanathila, Dr. Rahul Jaiswal, Dr. Bolmal, Dr. Soumya Maste	Prosthodontics	A method of synthesizing a composition of antifungal mucoadhesive in-situ gel.
4	Dr. Shweta Kajjari Dr. Vidyavathi Patil Dr. Priya Meharwade Dr. Shivayogi Hugar	Pedodontics	Mouthwash Formulation with aqueous extract of Magnifera indica
5	Dr. Abhijeet Patil	Prosthodontics	Medical Products automated monitoring system using iottechnology
6	Dr.Mallikarjun Doddamani	Prosthodontics	Advanced level of caries prevention and treatment in xerostomia patients
7	Dr. Tanurag Pattnaik	Oral Pathology	Microscopic Photo Quilting



Pen Drop: ARTICLE CORNER

Role of Artificial Intelligence in Public Health Dentistry: Renaissance of a new era

Artificial Intelligence (AI) has found its application in almost all fields of life and has been the result of the perfect amalgamation of technology and research. Even though the term “Artificial Intelligence” was coined way back in the 1950s, the application and permeation of it have been escalating over the past two decades. The field of dentistry has also benefitted monumentally from Artificial Intelligence, with Public Health Dentistry being no exception to it.

There is a misconception floating around that Artificial Intelligence is aimed at replacing humans. However, the actual utility put to use in assisting humans in repetitive and complex jobs to achieve greater proficiency. Artificial Intelligence is also able to assess and analyse larger quantity of information so that the inferences that are drawn from it are scientifically sound and pointing toward the right path. This helps the experts save valuable time and help concentrate more on things that matter.

In recent years, Artificial Intelligence is progressing in leaps and bounds but its application is still highly undervalued and underutilised. In Public Health Dentistry Artificial Intelligence has multiple benefits, such as simplifying large volumes of data, assisting in comprehensive research, simplifying automation, and also increasing the efficiency of preventive clinical practice. But to exploit its full potential, there should be the provision of extensive data entry and analysis which will assist Artificial Intelligence in making an accurate diagnosis. Public Health Dentists should be adequately trained in Artificial Intelligence. If this can be achieved, there will be no limit to the achievements of the collaboration between Artificial Intelligence and Public Health Dentistry.

Author

Dr. Atrey J. Pai Khot

Department of Public Health Dentistry
KLE Vishwanath Katti Institute of Dental Sciences
KAHER's, Belagavi-590010 Karnataka
Email ID: atreypaikhot01@gmail.com
Phone no: 9049735410

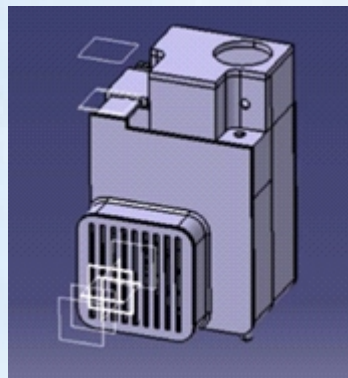


TRAIL - BLAZERS : INVENTIONS BY POSTGRADUATE STUDENTS

Integrated portable toothbrush sterilizer – A complete care storage unit

Background of the Invention

Oral cavity consists of numerous viable microorganisms which are not visible by the naked eye and tend to be transferred and contaminate the toothbrushes. Usually, toothbrushes are stored in open containers in the washroom, alongside a washbasin or a toilet. This promotes a breeding ground for the bacteria to manifest as oral and systematic diseases, even after thorough washing of this toothbrush. This unit was developed in order to cleanse, sterilize, dry and store the toothbrushes safely in the comfort of your home.

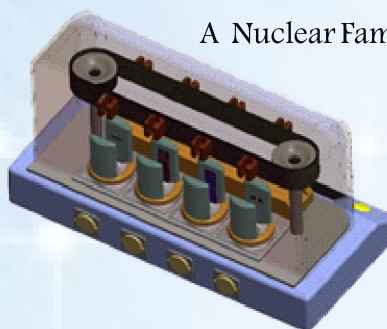


Problems addressed

Cross contamination, moisture retention, storage of toothbrush in safe environment, reinforcing hygienic toothbrushes and improper handling by children

Advantages

- a. Portable and safe
- b. Storage and Sanitization
- c. Ease of use
- d. All round disinfection of bristles



A Nuclear Family Toothbrush Sterilizer unit

Inventor and author

Dr. Atrey J. Pai Khot

Dept. of Public Health Dentistry

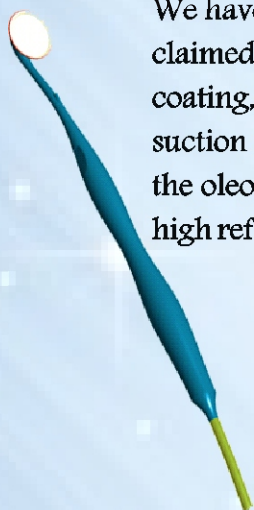
KAHER's KLE VKIDS

Belagavi-590010 Karnataka

Email ID: atreypaikhot01@gmail.com

Phone no: 9049735410

Modified Mouth Mirror for Superior Operating Vision



We have invented a new design of a Dental Mirror as set forth in the following specification. The **claimed** portion of the design of the Dental Mirror consists of in-built suction, anti-fog oleophobic **coating**, integrated with ultra-high reflecting rhodium and an in-built LED light. The in-built **suction** eliminates the need for four-handed dentistry and the need for a bulky suction machine, **the oleophobic** and rhodium keep the field of vision clear during the procedure, due to its ultra-**high reflective** and repellent properties and the LED light enhances the field of vision maximally.

Inventor and author

Dr Ram Surath Kumar K

Department of Public Health Dentistry

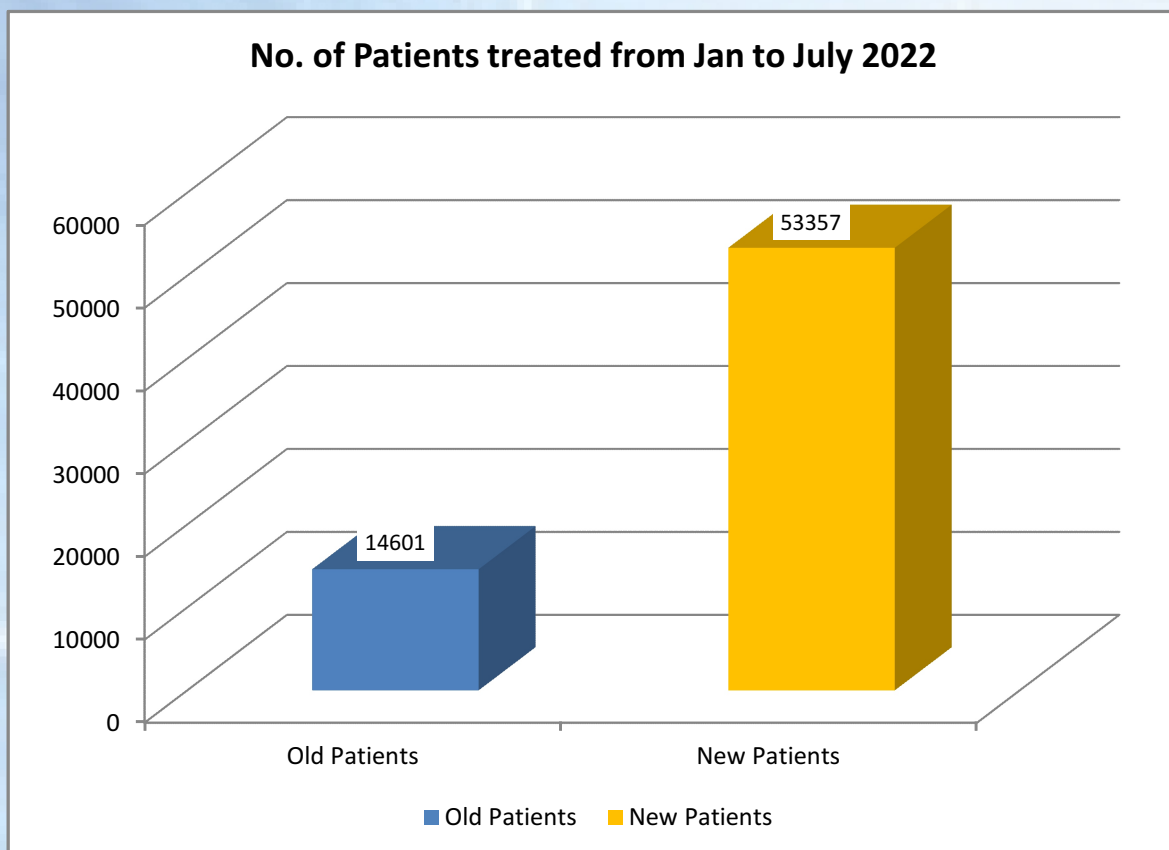
KAHER's KLE VKIDS


Phone no: 9095066443

Email: ramsurathkumar1996@gmail.com



TREATMENT RENDERED & PATIENT STATISTICS





SATELLITE CENTERS

4430 Patients Treated

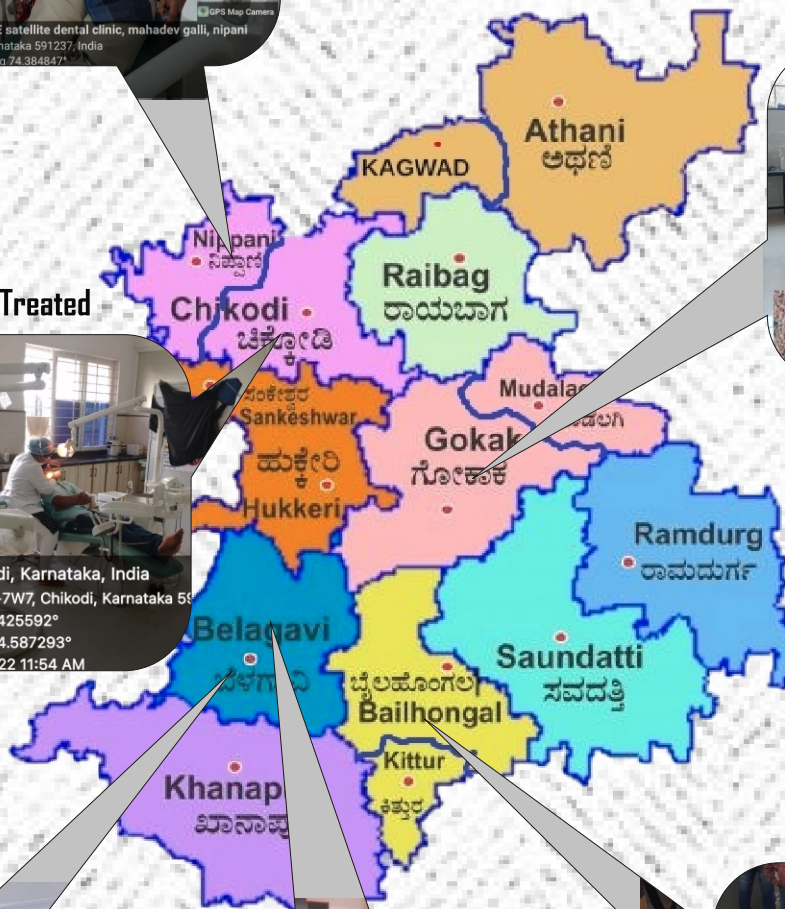


KLE VKIDS has various satellite dental clinics which allows patients to access dental treatments more conveniently and offers the best dental care by being nearer to the community


7282 Patients Treated



1411 Patients Treated



3903 Patients Treated



4807 Patients Treated



833 Patients Treated

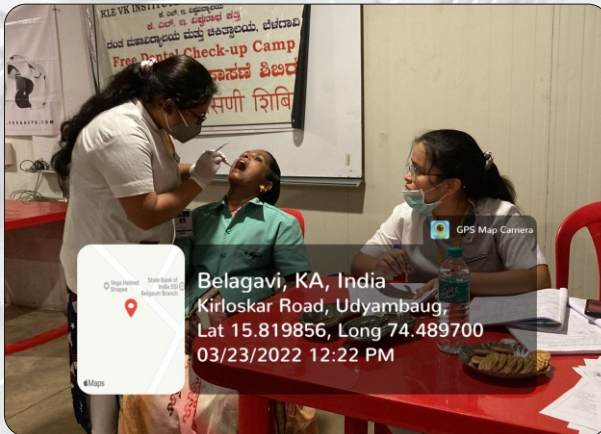


OUT REACH ACTIVITIES

Serving the community has always been the priority of KLEVKIDS for spreading the awareness of oral health and hygiene. Our out reach activities include Dental services through Dental camps at rural areas, old age homes, schools etc. and we also conduct NSS activities, Tobacco cessation counseling for the public & Swachh Bharath Abhiyan. In camps, patients are screened for oral health issues and referred to KLE VKIDS. Total 33 camps have been conducted and 3246 patients were benefitted.

C

A



RURAL AREAS

M

P

S



SCHOOLS



OLD AGE HOMES



OUT REACH ACTIVITIES



NSS ACTIVITIES



AWARENESS ON TOBACCO CESSATION



ORAL HYGIENE AWARENESS

SWACHH BHARATH ABHIYAN



NEWER TEACHING LEARNING METHODS

Blended Learning - Undergraduates



Early Clinical Exposure - I BDS



Simulation Based Training UG & PG



Buddy System for Postgraduates

CLASH OF THE ORTHO TITANS 6.0



Organized by Department of Orthodontics

Date: 12th April 2022



VALUE ADDED COURSE FOR INTERNS

Leadership is required to be persuasive to achieve the vision, to build relationships with clinical training methods. Our college has started Value added courses for interns which provides a platform for powerful pragmatic learning experiences and adds value to the dental care delivery system. These value added courses provide basis of leadership skills that helps in decision making, effective planning, work independently and as a team for best clinical outcome.

Sl. No.	Department	Value added course Topic
1	Oral Medicine and Radiology	Extra oral radiographic technique
2	Public Health Dentistry	Preparation for entrance exam
3	Prosthodontics and Crown & Bridge	Smile designing principles & veneer preparation
4	Oral Pathology and Microbiology	Hematological interpretations
5	Oral Surgery	Transalveolar method of tooth extraction & IM/IV demonstration
6	Pediatrics and Preventive Dentistry	Stainless steel crown in primary molars of children
7	Endodontics & Conservative Dentistry	Molar endodontics (root canal treatment on extracted molar by using hand instrument)
8	Orthodontics	General and clinical photography
9	Periodontics	Minor surgical periodontics



CROSS WORD

Dental Word Search

D X F C O E M Q D D D Q U J Q U M A F D M F L J
E V E K S N O I T C A R T X E H M Q E G W V G G
N M Q F N Q M K A L G U Z B X O N N I L G T E L
T E E P W B Z N A B K W N B U V T N V T E S F P
A D P B O G I T G I R A J T T U N I H N L I U F
L P T O W N N O K G E T H E R O O E M E S T Q I
A G L W E E O P G L G G E E I P O D A M U N J S
S A H A D N W S C H U T S T G N D I H T L E X S
S C B X L O D D S A H D P F G C M R S N U D W U
I V G G B G N U R G T E O T G W X U R I C Z M R
S C D Y U A R D M F C S E Y O C H O O O L Y E E
T R Y H E B W Q B E R H U A K O O L H P A N D S
A A A L H Z R O R R I M T R C B T F M P C R T E
N M A T W N J E R Y N O Z X G F R H V A B T S A
T C O V Z U G R J A A S D V X E U K P I B M B L
S O Q C U T T V J I L R F A I U R A Z A I D A A
T A L R C O H O Y M R O L C J P F Y M L S H M N
X Y D R O O T C A N A L M D U W R L E Q T T V T
S G H Z U T T J Z J H U Q E P Y A H X J G X E S
X T Q I E H S H L L K Y K C R I L K F X G S G H
G A W X J A Q V T S T H B A E P O S L L A C E R
K D A S R C L X L I Y F E Y I S M L I T B O M T
A M W C D H G N I H S U R B N O O Y P P L S F M
C Q H T E E T M O D S I W S F F I L L I N G S H

Tooth Ache	Decay	Reception	Recalls	Appointment	Dental Assistant	Fissure Sealants		
Scale And Clean	OPG	Xray	Root Canal	Premolar	Canine	Molar	Wisdom Teeth	Surgery
Mirror	Exam	Horsham	Dimboola	Dentist	Calculus	Smile	Mouthguard	Brushing
Dentures	Flouride	Toothbrush	Toothpaste	Extractions	Fillings	Teeth	Dental	

NEW EQUIPMENT - 2022



**We welcome the
newly appointed staff**



Dr. Karishma Patil
Orthodontics

**We bid
Farewell to**



Dr. Poorvi Ghanti
Oral & Maxillofacial Surgery

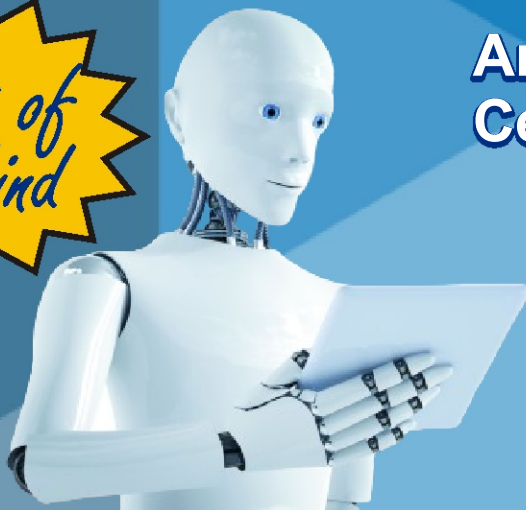


Dr. Abhijit Patil
Prosthodontics & Crown & Bridge



UPCOMING ISSUE

First of its kind



Artificial Intelligence in Dentistry Certificate Course

- ❖ Fundamentals of Artificial Intelligence and its applications in Dentistry
- ❖ Helps the participants to be more competitive and dynamic in their career and profession
- ❖ Designed for 50 hours with 5 modules

Danta Pari - Dental Assistant Course

- ❖ Focused on women empowerment by providing skill training for Dental assistance.
- ❖ Ensures employment to the participants.
- ❖ Designed for 6 months in hybrid mode with 6 modules.

